

High Productivity Cooking Electric Pressure Braising Pan, 125lt Hygienic Profile with Backsplash, CTS & Tap

ITEM # _____

MODEL # _____

NAME # _____

SIS # _____

AIA # _____



586819 (PUEN12KLEM)

Electric Pressure Braising Pan 125lt (h) with steam condensation function, core temperature sensor and mixing tap, GuideYou panel, backsplash

Short Form Specification

Item No.

AISI 304 stainless steel construction. Pan in AISI 304 stainless steel; 18mm thick pan bottom (15mm mild steel and 3 mm AISI 316 stainless steel). Insulated and counterbalanced lid. Water mixing unit included. Unit to include food tap. The electric heating elements are mounted under the well. Safety thermostat protects the pan from overheating. A precise, electronic control of pan bottom temperature ensures fast reaction and exact adherence to preselected cooking temperatures between 50° and 250°C. The steam condensation function automatically nullifies the steam pressure after cooking is completed at the end of the cooking cycle. It can be used for poaching or steaming (with the lid open); simmering and boiling (with open or closed lid); pressure cooking of multiple produces possible thanks to the use of suspended GN 1/1 containers. TOUCH control panel. SOFT function. PRESSURE function. Possibility to store recipes in single or multiphase cooking process, with different temperature settings. Built in temperature sensors for precise control of cooking process. Core Temperature Sensor provides efficient temperature control. IPX6 water resistant. Configuration: Standing against a wall. Installation options (not included): floor mounted on 200mm high feet or a plinth which can be either steel or masonry construction.

Main Features

- Multifunctional cooking appliance used for roasting, pot-roasting, braising, simmering, boiling, pressure cooking and steaming.
- Square inner kettle allows working with stacked Gastronorm containers, which facilitate loading and unloading operations.
- Thermoblock heating system for optimal temperature distribution and high temperature stability.
- Pan bottom with two individually adjustable heating zones, each with a temperature sensor.
- Large capacity food tap enables safe and effortless discharging of contents.
- Easy to clean cooking surface due to large-radius edges and corners.
- Temperature sensors provides efficient temperature control: the power is supplied as and when required to keep the set temperature value without exceeding it.
- Cooking with a working pressure of 0.45 bar reduces cooking times.
- Optimum heat distribution in the food provides best cooking results in terms of taste, colour and consistency and in terms of vitamin preserving.
- Discharge tap is very easy to disassemble and clean.
- Overnight cooking: saving electricity and time.
- Safety mechanism prevents lid from opening, even in case of voluntary attempt, when cooking under pressure.
- Safety valve on the lid avoids overpressure in the food compartment.
- IPX6 water resistant.
- "Pressure function": once the pressure lid is locked, the system automatically regulates itself.
- Built in temperature sensor to precisely control the cooking process.
- Core Temperature Sensor (CTS): multi-sensor food probe, 6 sensors, 0,5 °C accuracy, provides efficient temperature control. The power is supplied as and when required to keep the set temperature value without exceeding it and once reached, the food is ready to be served.
- No overshooting of cooking temperatures, fast reaction.
- USB connection to easily update the software, upload/download recipes and download HACCP data.

Construction

- Minimised presence of narrow gaps for easier

APPROVAL: _____

boiling

- Pressure mode (in pressure models)
- Stirrer ON/OFF settings (in round boiling models)
- Error codes for quick trouble-shooting
- Maintenance reminders

User Interface & Data Management

- Connectivity ready for real time access to connected appliances from remote and data monitoring (requires optional accessory - contact the Company for more details).

Sustainability



- High-quality thermal insulation of the pan saves energy and keeps operating ambient temperature low.

Optional Accessories

- | | | | | | |
|---|------------|--------------------------|---|------------|--------------------------|
| • Strainer for dumplings for all tilting & stationary braising and pressure braising pans (except 80lt) and for all stationary rectangular and 100lt round boiling pans | PNC 910053 | <input type="checkbox"/> | • Power Socket, SCHUKO, built-in, 16A/230V, IP55, black - factory fitted | PNC 912473 | <input type="checkbox"/> |
| • Scraper for dumpling strainer for boiling and braising pans | PNC 910058 | <input type="checkbox"/> | • Power Socket, CEE16, built-in, 16A/230V, IP67, blue-white - factory fitted | PNC 912474 | <input type="checkbox"/> |
| • Suspension frame GN1/1 for rectangular boiling and braising pans | PNC 910191 | <input type="checkbox"/> | • Power Socket, TYP23, built-in, 16A/230V, IP54, blue - factory fitted | PNC 912475 | <input type="checkbox"/> |
| • Base plate 1/1 GN for braising pans | PNC 910201 | <input type="checkbox"/> | • Power Socket, SCHUKO, built-in, 16A/230V, IP54, blue - factory fitted | PNC 912476 | <input type="checkbox"/> |
| • Perforated container with handles 1/1GN (height=100mm) for boiling and braising pans | PNC 910211 | <input type="checkbox"/> | • Power Socket, TYP25, built-in, 16A/400V, IP54, red-white - factory fitted | PNC 912477 | <input type="checkbox"/> |
| • Perforated container with handles 1/1GN (height 150mm) for boiling and braising pans | PNC 910212 | <input type="checkbox"/> | • Manometer for stationary pressure braising pans and rectangular pressure stationary boiling pans - factory fitted | PNC 912492 | <input type="checkbox"/> |
| • Small perforated shovel for braising pans (PFEN/PUEN) | PNC 911577 | <input type="checkbox"/> | • Connecting rail kit for appliances with backsplash, 900mm | PNC 912499 | <input type="checkbox"/> |
| • Small shovel for braising pans (PFEN/PUEN) | PNC 911578 | <input type="checkbox"/> | • Set of 4 feet for stationary units (height 200mm) - factory fitted | PNC 912732 | <input type="checkbox"/> |
| • Scraper with horizontal handle for braising pans (PFEN/PUEN) | PNC 911579 | <input type="checkbox"/> | • Kit energy optimization and potential free contact - factory fitted | PNC 912737 | <input type="checkbox"/> |
| • Perforated container with handles 1/1GN (height 200mm) for boiling and braising pans | PNC 911673 | <input type="checkbox"/> | • Mainswitch 60A, 6mm ² - factory fitted | PNC 912740 | <input type="checkbox"/> |
| • Power Socket, CEE16, built-in, 16A/400V, IP67, red-white - factory fitted | PNC 912468 | <input type="checkbox"/> | • External touch control device for stationary units - factory fitted | PNC 912783 | <input type="checkbox"/> |
| • Power Socket, CEE32, built-in, 32A/400V, IP67, red-white - factory fitted | PNC 912469 | <input type="checkbox"/> | • Emergency stop button - factory fitted | PNC 912784 | <input type="checkbox"/> |
| • Power Socket, SCHUKO, built-in, 16A/230V, IP68, blue-white - factory fitted | PNC 912470 | <input type="checkbox"/> | • Wall mounting kit for stationary units - factory fitted | PNC 912788 | <input type="checkbox"/> |
| • Power Socket, TYP23, built-in, 16A/230V, IP55, black - factory fitted | PNC 912471 | <input type="checkbox"/> | • Automatic water filling (hot/cold) for round stationary boiling pans (width 1400-1700mm) - factory fitted | PNC 912797 | <input type="checkbox"/> |
| • Power Socket, TYP25, built-in, 16A/400V, IP55, black - factory fitted | PNC 912472 | <input type="checkbox"/> | • Connecting rail kit for appliances with backsplash: modular 90 (on the left) to ProThermetic tilting (on the right), ProThermetic stationary (on the left) to ProThermetic tilting (on the right) | PNC 912981 | <input type="checkbox"/> |
| | | | • Connecting rail kit for appliances with backsplash: modular 90 (on the right) to ProThermetic tilting (on the left), ProThermetic stationary (on the right) to ProThermetic tilting (on the left) | PNC 912982 | <input type="checkbox"/> |
| | | | • Rear closing kit for stationary units with backsplash - factory fitted | PNC 912992 | <input type="checkbox"/> |
| | | | • Measuring rod and strainer for 125lt stationary braising pans | PNC 913193 | <input type="checkbox"/> |
| | | | • Stainless steel plinth for stationary units - against the wall - factory fitted | PNC 913310 | <input type="checkbox"/> |
| | | | • Kit endrail and side panels, flush-fitting, for installation with backsplash, left - factory fitted | PNC 913382 | <input type="checkbox"/> |
| | | | • Kit endrail and side panels, flush-fitting, for installation with backsplash, right - factory fitted | PNC 913383 | <input type="checkbox"/> |



Electrolux
PROFESSIONAL

**High Productivity Cooking
Electric Pressure Braising Pan, 125lt
Hygienic Profile with Backsplash, CTS & Tap**

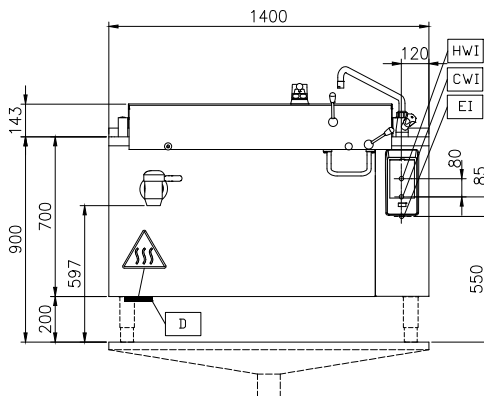
- Kit endrail and side panel (12.5mm), for installation with backsplash, left - factory fitted PNC 913406 ☐
- Kit endrail and side panel (12.5mm), for installation with backsplash, right - factory fitted PNC 913407 ☐
- Drain standpipe for boiling pans (PFEN & PUEN 08/12) PNC 913430 ☐
- Scraper without handle for braising pans (PFEX/PUEX) PNC 913431 ☐
- Scraper with vertical handle for braising pans (PFEX/PUEX) PNC 913432 ☐
- Connectivity kit for ProThermetic Boiling and Braising Pans ECAP - factory fitted PNC 913577 ☐

Recommended Detergents

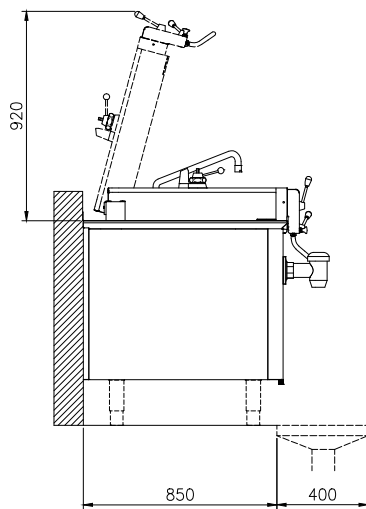
- C41 HI-TEMP RAPID DEGREASER, 1 pack of six 1 lt. bottles (trigger incl.) PNC 0S2292 ☐



Front

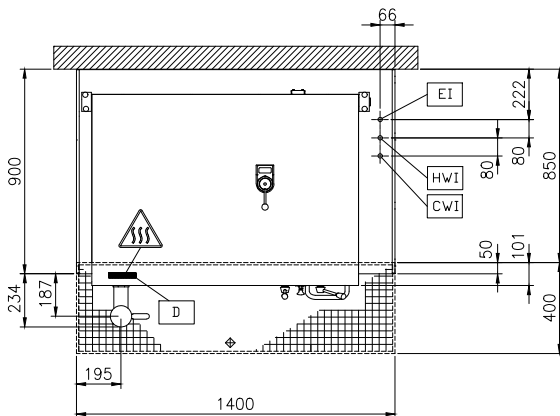


Side



CWI = Cold Water inlet 1 (cleaning)
 EI = Electrical inlet (power)
 HWI = Hot water inlet

Top



Electric

Supply voltage: 400 V/3N ph/50/60 Hz
 Total Watts: 20.6 kW

Installation:

Type of installation:

FS on concrete base; FS on feet; On base; Standing against wall; Wall mounted (with wall-kit)

Key Information:

Working Temperature MIN: 50 °C
 Working Temperature MAX: 250 °C
 Vessel (rectangle) width: 1080 mm
 Vessel (rectangle) height: 260 mm
 Vessel (rectangle) depth: 550 mm
 External dimensions, Width: 1400 mm
 External dimensions, Depth: 900 mm
 External dimensions, Height: 700 mm
 Net weight: 280 kg
 Configuration: Rectangular; Fixed; With splashback
 Net vessel useful capacity: 125 lt
 Double jacketed lid: ✓
 Heating type: Direct